

LIFELIGHT SURFACE MOUNT WAREHOUSE LENS



Warehouse Optimised LED Emergency Light

The Lifelight Surface Mount Emergency Light with Warehouse Lens is optimised for longer warehouse racking aisles to significantly reduce the number of emergency lights required.

With market leading lithium battery technology and energy efficient LEDs the Lifelight delivers lower maintenance and energy costs.

Applications



Warehouse Aisles



Features and Benefits

- AS/NZS 2293.3 compliant
- Optimised lens for longer warehouse racking aisle applications
- Low 0.4W power consumption
- Lithium Iron Phosphate or Nanophosphate battery
- Clevertest Plus System compatible
- Available in white or black (LP & L10 only)



TRADE
SERIES
THE TRADES CHOICE

LP LITHIUM IRON
PHOSPHATE
PREMIUM
PREMIUM PROJECT PERFORMANCE



L10 LITHIUM
NANOPHOSPHATE
OPTIMUM
NOTHING ELSE COMPETES WITH NANOPHOSPHATE

LIFELIGHT SURFACE MOUNT WAREHOUSE LENS

ORDERING INFORMATION		TS	LP	LP WEATHERPROOF	L10	L10 WEATHERPROOF
TEST OPTIONS / PART #	Standard - White	ELIFE-SM-WL	CLIFE-PRO-SM-WL	CLIFE-PRO-SM-WP-WL	LLIFE-PRO-SM-WL	LLIFE-PRO-SM-WP-WL
	Standard - Black	-	CLIFE-PRO-SM-WL-BLK	CLIFE-PRO-SM-WP-WL-BLK	LLIFE-PRO-SM-WL-BLK	LLIFE-PRO-SM-WP-WL-BLK
	Clevertest Plus System Compatible	No	Yes			
	DALI	-	CLIFE-PRO-SM-WL-DALI	CLIFE-PRO-SM-WP-WL-DALI	LLIFE-PRO-SM-WL-DALI	LLIFE-PRO-SM-WP-WL-DALI
	Zoneworks® XT Hive	-	CLIFE-PRO-SM-WL-HV	CLIFE-PRO-SM-WP-WL-HV	LLIFE-PRO-SM-WL-HV	LLIFE-PRO-SM-WP-WL-HV
Carton Quantity		10 Pieces				
Weight - Single		0.7kg				
Dimensions (L x W x H)		242mm x 125mm x 48mm				

POWER, LAMPS AND BATTERY	TS	LP	LP WEATHERPROOF	L10	L10 WEATHERPROOF
Power Consumption (Standby / Max)	0.4W/1.3W	0.4W / 2.7W			
Lamp(s)	2 x LED				
Battery	Lithium Iron Phosphate			Lithium Nanophosphate®	
Voltage (V) / Capacity (mAh)	3.2V / 3000mAh	3.2V / 6400mAh		3.3V / 5000mAh	
Charging Method	Intelligent Current Limited Constant Voltage				

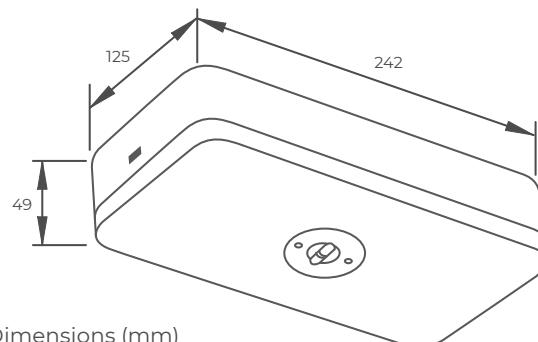
TECHNICAL SPECIFICATIONS		TS	LP	LP WEATHERPROOF	L10	L10 WEATHERPROOF
Operating Mode		Non-Maintained				
Voltage (V) (Frequency (Hz))		240V AC (50HZ)				
Operating Temperature		1°C to 40°C	1°C to 40°C	0°C to 40°C	1°C to 40°C	0°C to 40°C
Ingress Protection Rating (IP)		IP20	IP20	IP65	IP20	IP65

MANUFACTURER RECOMMENDED SPACING TABLE (Minimum Light Level of 0.2 Lux) For up to 3.6m racking aisle width at various mounting heights to comply with 1.0lx min AS/NZS 2293.1 requirements																				
Mounting Height (m)		2.4m	2.7m	3.0m	3.3m	3.6m	4.0m	4.5m	5.0m	6.0m	7.0m	8.0m	9.0m	10.0m	11.0m	12.0m	13.0m	14.0m	15.0m	
NUMBER OF FITTINGS																				
	Single Fitting - Max Aisle Length (m)	17.5	19.5	21.4	23.5	24.4	26.5	29.5	32.5	36.4	37.5	40.4	44.4	47.6	n/a	n/a	n/a	n/a	n/a	
	Two Fittings - Max Aisle Length (m)	37.7	41.8	46.2	50.0	56.9	62.5	69.2	75.5	85.8	92.4	98.9	106.4	110.6	n/a	n/a	n/a	n/a	n/a	
	Single Fitting - Max Aisle Length (m)	23.0	25.5	27.5	29.5	31.5	34.1	37.1	40.1	46.1	51.1	56.0	60.2	63.5	54.5	28.4	n/a	n/a	n/a	
	Two Fittings - Max Aisle Length (m)	52.0	57.1	61.5	65.8	70.1	75.6	82.1	88.5	101.0	112.0	122.7	132.2	138.8	112.9	74.0	105.5	97.2	n/a	
SPACINGS																				
	Fitting to Wall (m)		8.7	9.7	10.7	11.7	12.2	13.2	14.7	16.2	18.2	18.7	20.2	22.2	23.8	n/a	n/a	n/a	n/a	n/a
	Fitting to Fitting (m)		20.2	22.3	24.7	26.5	32.4	36.0	39.7	43.0	49.3	54.9	58.5	62.0	63.0	n/a	n/a	n/a	n/a	n/a
	Fitting to Wall (m)		11.4	12.7	13.7	14.7	15.7	17.0	18.5	20.0	23.0	25.5	28.0	30.1	31.7	27.2	14.2	35.8	39.3	n/a
	Fitting to Fitting (m)		29.2	31.7	34.1	36.4	38.7	41.6	45.1	48.5	55.0	61.0	66.7	72.0	75.4	58.5	45.6	33.9	18.6	n/a

Manufacturer's recommended spacing tables are a guide only and use of these product must be supported with illuminance calculations by the "designer" for the specific building/application in accordance with AS/NZS2293.1.

Please contact Clevertronics for spacing tables on alternative aisle widths or design support if required. IES files available on request.

*Warranty information located at: <https://clevertronics.com.au/warranty-statement/>



Dimensions (mm)

clevertronics.co.nz
clevertronics.com.au

1 Caribbean Drive, Scoresby VIC 3179
P +61 3 9559 2700 F +61 3 9559 2799 E info@clevertronics.com.au

Clevertronics is committed to continuously improving its products.
All features and specifications are subject to change without prior notice.
_PRODUCT SHEETS – ANZ Lifelight Surface Mount Warehouse Lens 18JUN24

