



## FORM-16-SM-WM-L10-HVG-ESC-BLK

Form 16M Exit, Surface Wall Mount, L10 Nanophosphate, Zoneworks  
XT Hive 2.5GHz, All Pictograms, Single Sided, Escape Route  
Illumination, Satin Black Frame



### PRODUCT INFORMATION - GENERAL

Product Code	FORM-16-SM-WM-L10-HVG-ESC-BLK
MIC	AUA01910460001
Description	Form 16M Exit, Surface Wall Mount, L10 Nanophosphate, Zoneworks XT Hive 2.5GHz, All Pictograms, Single Sided, Escape Route Illumination, Satin Black Frame
Construction	PC Box with PC/Aluminium Extrusion Blade
Diffuser	Polycarbonate
Mounting	Surface Wall Mount, Single Sided
Electrical Connection	Push Terminal

### PRODUCT INFORMATION - SPECIFICATIONS



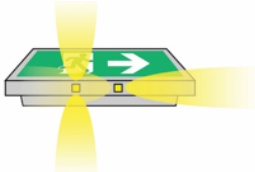
Viewing Distance	16m
Operating Mode	Maintained
Testing System	Zoneworks XT HIVE (RF)
Battery	Lithium Nanophosphate, 3.3V 2500mAh
Charging Method	Intelligent Current Limited Constant Voltage
Lamp(s)*	18 x LED, >100,000hrs (AS/NZS2293.3 LSL=73Y/00M)
Supply Voltage	220-240V~ 50Hz
Power Factor	0.28 (Standby, Maintained), 0.42 (Max)
Supply Current	19.91 (Standby, Maintained), 35.60 (Max) - (mA)
Inrush Current (Max)	10A<144μs
Earth Leakage	0.35mA
Power Consumption	1.5W (Standby), 3.6W (Max)
Operating Temperature	1 °C - 40°C
IP Rating	IP42
Impact Rating	IK03
Escape Route Illumination	2 x Directional & Rotational Lens
AS2293 Classification	Refer to next page




## FORM-16-SM-WM-L10-HVG-ESC-BLK

Form 16M Exit, Surface Wall Mount, L10 Nanophosphate, Zoneworks  
XT Hive 2.5GHz, All Pictograms, Single Sided, Escape Route  
Illumination, Satin Black Frame

### AS/NZS 2293.1:2018 CLASSIFICATION

Twin Rotating Emergency Lens – Orientation		C0	C90	C180	C270
Perpendicular to the blade		D32	C10	D32	C12.5
Parallel to the blade		C12.5	D32	E5	D32
Mixed (one perpendicular, one parallel to the blade)		D25	D20	D20	D25

### PRODUCT INFORMATION - COMPLIANCE

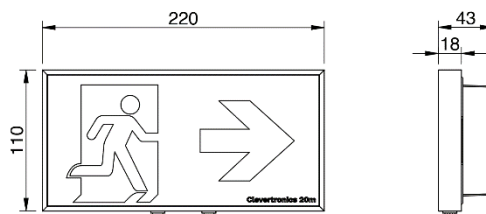
Applicable Standards	AS/NZS3820, CISPR15, AS/NZS2293.3
Compliance Marking	

### REPLACEMENT PARTS

COMPONENT	PART NUMBER & DESCRIPTION
1530050	Battery
AUM01970420001	Emergency Driver
8003570	Emergency Node

### PRODUCT INFORMATION – DIMENSIONS

Blade Assembly (LxWxH mm)	220 x 18 x 110
Body/Box (LxWxH mm)	210 x 25 x 100
Cover Plate (LxW mm)	N/A
Rod/Cable (LxDIAØ mm)	N/A
Cut-Out (LxW mm)	N/A
Minimum Ceiling Depth (mm)	N/A
Weight (kg)	0.55



\*The projected value has been calculated by extrapolation of the LM80 data using the Energy Star Calculator

The product details described in this document are current as at the version date of the document. We reserve the right to change product design, specifications, or materials (Specifications) as part of our continuous improvement program. Please confirm the applicable Specifications at the time of placing your order