



## FORM-16-SM-CM-LP-HVG-ESC

Form 16M Exit, Surface Ceiling Mount, LP, Zoneworks XT Hive 2.5GHz, All Pictograms, Double Sided, Escape Route Illumination, Brushed Aluminium Frame



### PRODUCT INFORMATION - GENERAL

Product Code	FORM-16-SM-CM-LP-HVG-ESC
MIC	AUA02910270001
Description	Form 16M Exit, Surface Ceiling Mount, LP, Zoneworks XT Hive 2.5GHz, All Pictograms, Double Sided, Escape Route Illumination, Brushed Aluminium Frame
Construction	Cast Aluminium Box with PC/Aluminium Extrusion Blade
Diffuser	Polycarbonate
Mounting	Surface Ceiling Mount, Double Sided
Electrical Connection	Screw Terminal

### PRODUCT INFORMATION - SPECIFICATIONS



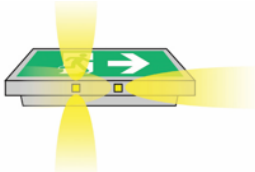
Viewing Distance	16m
Operating Mode	Maintained
Testing System	Zoneworks XT HIVE (RF)
Battery	Lithium Iron Phosphate, 3.2V 3200mAh
Charging Method	Intelligent Current Limited Constant Voltage
Lamp(s)*	18 x LED, >100,000hrs (AS/NZS2293.3 LSL=73Y/00M)
Supply Voltage	220-240V~ 50Hz
Power Factor	0.28 (Standby, Maintained), 0.42 (Max)
Supply Current	19.91 (Standby, Maintained), 35.60 (Max) - (mA)
Inrush Current (Max)	10A<144μs
Earth Leakage	0.35mA
Power Consumption	1.5W (Standby), 3.6W (Max)
Operating Temperature	1 °C - 40°C
IP Rating	IP20
Impact Rating	IK03
Escape Route Illumination	2 x Directional & Rotational Lens
AS2293 Classification	Refer to next page




## FORM-16-SM-CM-LP-HVG-ESC

Form 16M Exit, Surface Ceiling Mount, LP, Zoneworks XT Hive  
2.5GHz, All Pictograms, Double Sided, Escape Route Illumination,  
Brushed Aluminium Frame

### AS/NZS 2293.1:2018 CLASSIFICATION

Twin Rotating Emergency Lens – Orientation		C0	C90	C180	C270
Perpendicular to the blade		D32	C10	D32	C12.5
Parallel to the blade		C12.5	D32	E5	D32
Mixed one perpendicular, one parallel to the blade)		D25	D20	D20	D25

### PRODUCT INFORMATION - COMPLIANCE

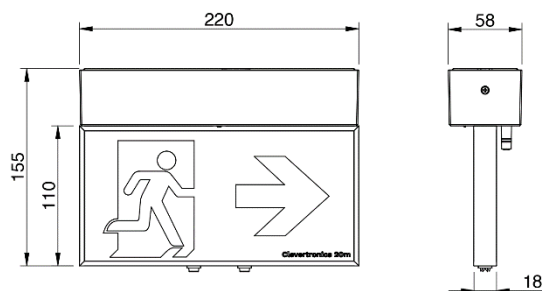
Applicable Standards	AS/NZS3820, CISPR15, AS/NZS2293.3
Compliance Marking	

### REPLACEMENT PARTS

COMPONENT	PART NUMBER & DESCRIPTION
1550050	Battery
AUM02970450001	Emergency Driver
8003590	Emergency Node

### PRODUCT INFORMATION – DIMENSIONS

Blade Assembly (LxWxH mm)	220 x 18 x 110
Body/Box (LxWxH mm)	220 x 58 x 45
Cover Plate (LxW mm)	N/A
Rod/Cable (LxDIAØ mm)	N/A
Cut-Out (LxW mm)	N/A
Minimum Ceiling Depth (mm)	N/A
Weight (kg)	0.85



\*The projected value has been calculated by extrapolation of the LM80 data using the Energy Star Calculator

The product details described in this document are current as at the version date of the document. We reserve the right to change product design, specifications, or materials (Specifications) as part of our continuous improvement program. Please confirm the applicable Specifications at the time of placing your order