



FORM-16-SM-CM-LP-ESC-BLK

Form 16M Exit Exit, Surface Ceiling Mount, LP, Escape Route Illumination, Clevertest Plus, All Pictograms, Double Sided, Brushed Aluminium Frame, Black





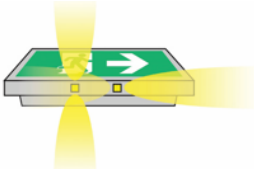
PRODUCT INFORMATION	
Product Code	FORM-16-SM-CM-LP-ESC-BLK
MIC	AUA02310940001
Description	Form 16M Exit Exit, Surface Ceiling Mount, LP, Escape Route Illumination, Clevertest Plus, All Pictograms, Double Sided, Brushed Aluminium Frame, Black
Construction	PCM Box with PC/Aluminium Extrusion Blade
Diffuser	Polycarbonate
Mounting	Surface Ceiling Mount, Double Sided
Electrical Connection	Screw Terminal
Viewing Distance	16m
Operating Mode	Maintained
Testing System	Clevertest Plus
Battery	Lithium Iron Phosphate, 3.2V 3200mAh
Charging Method	Intelligent Current Limited Constant Voltage
Lamp(s)*	18 x LED, >100,000hrs (AS/NZS2293.3 LSL=73Y/00M)
Supply Voltage	220-240V~ 50Hz
Power Factor	0.28 (Standby, Maintained), 0.42 (Max)
Supply Current	19.91 (Standby, Maintained), 35.60 (Max) - (mA)
Inrush Current (Max)	10A/144µs
Earth Leakage	0.35mA
Power Consumption	1.2W (Standby), 3.3W (Max)
Operating Temperature	1 °C - 40°C
IP Rating	IP20
Impact Rating	IK03
Escape Route Illumination	2 x Directional & Rotational Lens
AS2293 Classification	Refer to next page
Applicable Standards	AS/NZS3820, CISPR15, AS/NZS2293.3
Compliance Marking	



FORM-16-SM-CM-LP-ESC-BLK

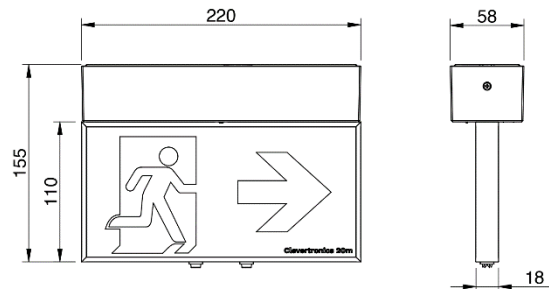
Form 16M Exit Exit, Surface Ceiling Mount, LP, Escape Route Illumination, Clevertest Plus, All Pictograms, Double Sided, Brushed Aluminium Frame, Black

AS/NZS 2293.1:2018 CLASSIFICATION

Twin Rotating Emergency Lens – Orientation		C0	C90	C180	C270
Perpendicular to the blade		D32	C10	D32	C12.5
Parallel to the blade		C12.5	D32	E5	D32
Mixed one perpendicular, one parallel to the blade)		D25	D20	D20	D25

DIMENSIONS

Blade Assembly (LxWxH mm)	220 x 18 x 110
Body/Box (LxWxH mm)	220 x 58 x 45
Cover Plate (LxW mm)	N/A
Rod/Cable (LxDIAØ mm)	N/A
Cut-Out (LxW mm)	N/A
Minimum Ceiling Depth (mm)	N/A
Weight (kg)	0.85



REPLACEMENT PARTS

PART NUMBER	DESCRIPTION
1550050	Battery
AUM02370480001 CLEDDRV2CH-RR-2C170-6C30-15-CKIT	Emergency Driver

The product details described in this document are current as at the version date of the document. We reserve the right to change product design, specifications, or materials (Specifications) as part of our continuous improvement program. Please confirm the applicable Specifications at the time of placing your order