



FORM-16-REC-WM-LP-HVG-ESC

Form 16M Exit, Recessed Wall Mount, LP, Zoneworks XT Hive 2.5GHz, All Pictograms, Single Sided, Escape Route Illumination, Brushed Aluminium Frame



PRODUCT INFORMATION - GENERAL

Product Code	FORM-16-REC-WM-LP-HVG-ESC
MIC	AUA02910240001
Description	Form 16M Exit, Recessed Wall Mount, LP, Zoneworks XT Hive 2.5GHz, All Pictograms, Single Sided, Escape Route Illumination, Brushed Aluminium Frame
Construction	PCM Box with PC/Aluminium Extrusion Blade
Diffuser	Polycarbonate
Mounting	Recessed Wall Mount, Single Sided
Electrical Connection	Push Terminal

PRODUCT INFORMATION - SPECIFICATIONS



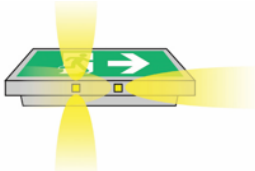
Viewing Distance	16m
Operating Mode	Maintained
Testing System	Zoneworks XT HIVE (RF), 2.4GHz
Battery	Lithium Iron Phosphate, 3.2V 3200mAh
Charging Method	Intelligent Current Limited Constant Voltage
Lamp(s)*	18 x LED, >100,000hrs (AS/NZS2293.3 LSL=73Y/00M)
Supply Voltage	220-240V~ 50Hz
Power Factor	0.28 (Standby, Maintained), 0.42 (Max)
Supply Current	19.91 (Standby, Maintained), 35.60 (Max) - (mA)
Inrush Current (Max)	10A<144μs
Earth Leakage	0.35mA
Power Consumption	1.5W (Standby), 3.6W (Max)
Operating Temperature	1 °C - 40°C
IP Rating	IP20
Impact Rating	IK03
Escape Route Illumination	2 x Directional & Rotational Lens
AS2293 Classification	Refer to next page




FORM-16-REC-WM-LP-HVG-ESC

Form 16M Exit, Recessed Wall Mount, LP, Zoneworks XT Hive
2.5GHz, All Pictograms, Single Sided, Escape Route Illumination,
Brushed Aluminium Frame

AS/NZS 2293.1:2018 CLASSIFICATION

Twin Rotating Emergency Lens – Orientation		C0	C90	C180	C270
Perpendicular to the blade		D32	C10	D32	C12.5
Parallel to the blade		C12.5	D32	E5	D32
Mixed one perpendicular, one parallel to the blade)		D25	D20	D20	D25

PRODUCT INFORMATION - COMPLIANCE

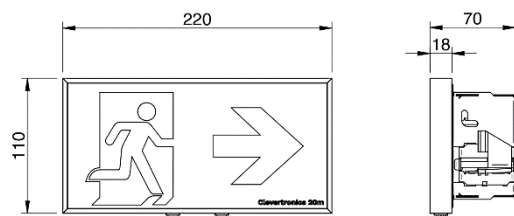
Applicable Standards	AS/NZS3820, CISPR15, AS/NZS2293.3
Compliance Marking	

REPLACEMENT PARTS

COMPONENT	PART NUMBER & DESCRIPTION
1550050	Battery
AUM02970470001	Emergency Driver
8051000	LED Strip
8003570	Emergency Node

PRODUCT INFORMATION – DIMENSIONS

Blade Assembly (LxWxH mm)	220 x 18 x 110
Body/Box (LxWxH mm)	210 x 52 x 100
Cover Plate (LxW mm)	N/A
Rod/Cable (LxDIAØ mm)	N/A
Cut-Out (LxW mm)	200 x 90
Minimum Ceiling Depth (mm)	65
Weight (kg)	0.75



*The projected value has been calculated by extrapolation of the LM80 data using the Energy Star Calculator

The product details described in this document are current as at the version date of the document. We reserve the right to change product design, specifications, or materials (Specifications) as part of our continuous improvement program. Please confirm the applicable Specifications at the time of placing your order